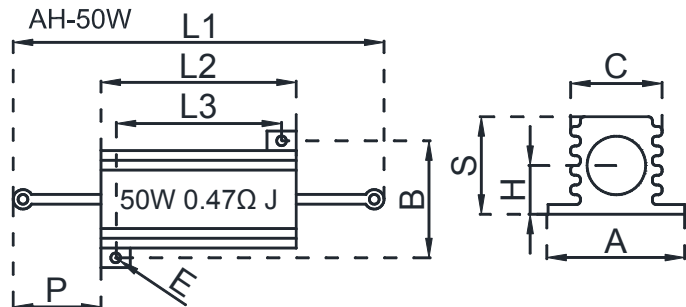
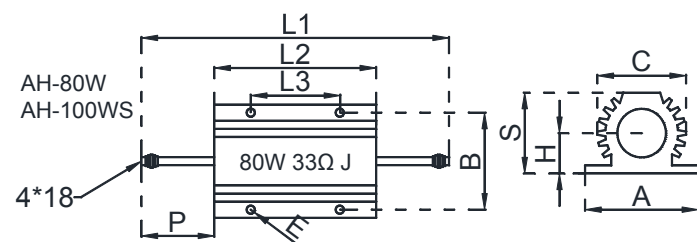


● PRODUCT FEATURES :

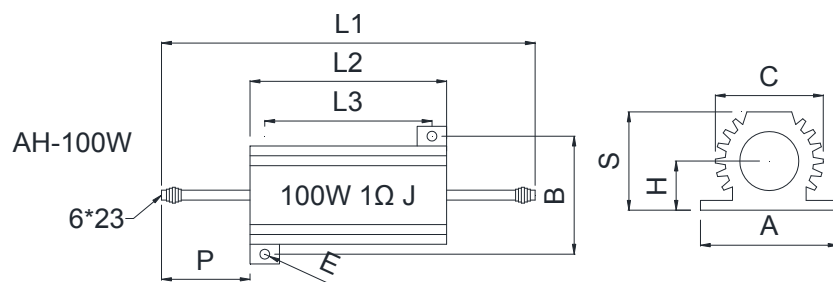
1. High power rating ,small size and ultra precision.
2. Standard winding & non-inductive winding types.
3. High stability ,strong construction.
4. RoHS compliant



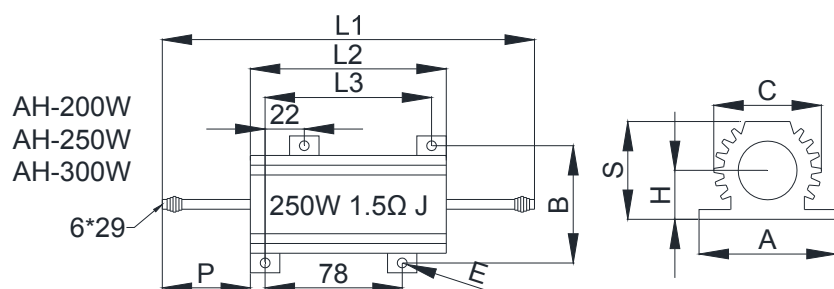
Type	DIMENSIONS(mm)										Resistance
	L1±2	L2±1	L3±1	A±1	B±1	C±1	E±0.3	S±1	H±0.5	P±2	Range
AH-5W	25	15	10	16.5	12.5	8.5	2	8	4	5	0.1Ω~50K
AH-10W	32	19	14	20	15.5	10.5	2	10	5	6	0.1Ω~50K
AH-25W	47	27	18	29	21	15	3.2	15.5	7	10	0.1Ω~100K
AH-50W	70	50	39	29	21	15	3.2	15.5	7	10	0.1Ω~100K
AH-75W	95	75	39	29	21	15	3.2	15.5	7	10	0.1Ω~100K



Type	DIMENSIONS(mm)										Resistance
	L1±2	L2±1	L3±1	A±1	B±1	C±1	E±0.3	S±1	H±0.5	P±2	Range
AH-80W	102	66	35	47	37	28	4.5	25	12	5*18	0.1Ω~100K
AH-100WS	102	66	35	47	37	28	4.5	25	12	5*18	0.1Ω~100K
AH-150W	133	97	35	47	37	28	4.5	25	12	5*18	0.1Ω~100K



Type	DIMENSIONS(mm)										Resistance
	L1±2	L2±1	L3±1	A±1	B±1	C±1	E±0.3	S±1	H±0.5	P±2	Range
AH-100W	135	89	69	70	58	46	5	44.5	19.5	6*23	0.1Ω~3K



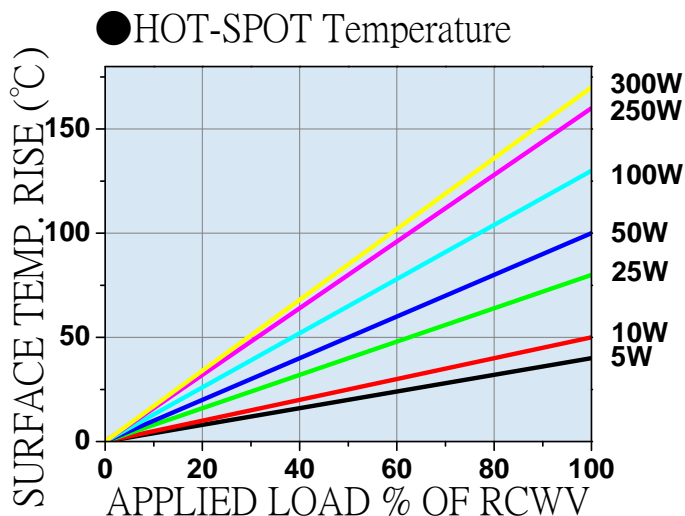
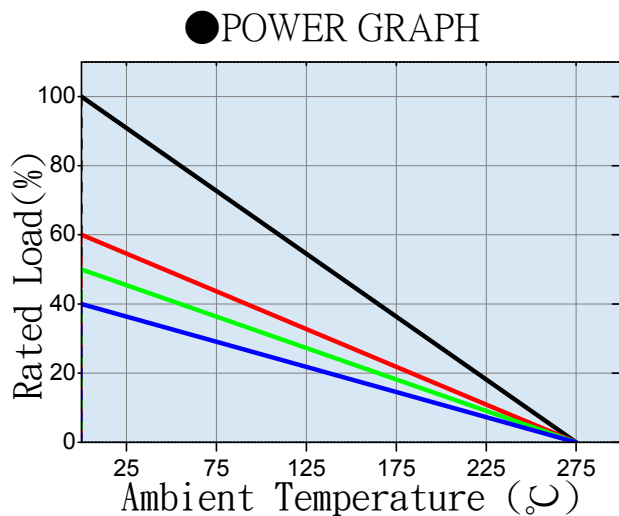
Type	DIMENSIONS(mm)										Resistance
	L1±3	L2±1	L3±1	A±1	B±1	C±1	E±0.3	S±1	H±0.5	P±2	Range
AH-200W	171	114	98	77	64	53	5	55.5	25	6*29	0.1Ω~3K
AH-250W	171	114	98	77	64	53	5	55.5	25	6*29	0.1Ω~3K
AH-300W	171	114	98	77	64	53	5	55.5	25	6*29	0.1Ω~3K

Technical Specifications					
Type		AH-5W	AH-10W	AH-25W	AH-50W
Power Rating Chassis Mounted Resistors 420cm ² for AH-5W and AH-10W 540cm ² for AH-25W and AH-50W	25°C	10W	12.5W	25W	50W
	70°C	8W	10W	20W	40W
Unmounted Resistors	25°C	4W	6W	9W	12W
	70°C	3.2W	4.8W	7.2W	9.6W

Electrical Specification		
Characteristics	Limits	Test Methods
Resistance Tolerance	Resistance Tolerance 0Ω1~100KΩ ±1%(F),±5%(J)	JIS-C-5202 5-1
Temperature Coefficient	±200ppm/ °C max.	JIS-C-5202 5-2b
Power Rating Load	ΔR/R≤±(1%+0.05Ω) Surface Temp. Rise 350°C max.	JIS-C-5202 5-4
Short-Time Overload	ΔR/R≤±(2%+0.05Ω) 100% Rated Power5 Seconds	JIS-C-5202 5-5
Insulation Resistance	DC500V 100MΩ min	JIS-C-5202 5-6
Dielectric Withstanding Voltage	AC3000V 60Sec.	JIS-C-5202 5-7

Short-time Overload Rating												
Load Time (Second)	1	2	3	4	5	10	30	60	180	300	600	900
Power Incrase (%)	2600	2000	1600	1400	1300	1000	600	450	200	150	120	110

● SURFACE TEMPERATURE VERSUS POWER LOAD (On Chassis)



Performance		
Parameters	Test Conditions	Specifications
Short time Over Load	5X wattage rating-5sec	$\Delta R \pm (0.5\% + 0.05\Omega) \text{MAX}$
Moisture Resistance	Temp 40°C moisture 95% DC100V 500HR	$\Delta R \pm (0.5\% + 0.05\Omega) \text{MAX}$
Moisture Load Life	Temp 40°C moisture 95% 1/10X Wattage rating (1.5Hr ON-0.5Hr OFF)-Repeat 1000Hr	$\Delta R \pm (0.5\% + 0.05\Omega) \text{MAX}$
Load Life	Load Rating(chass is mounted) (1.5Hr ON 0.5Hr OFF) -Repeat 1000Hr	$\Delta R \pm (1.5\% + 0.05\Omega) \text{MAX}$
Vibration	10c/s~50c/s~10c/s(lmin)2Hr each of paralleled and right angle	$\Delta R \pm (0.2\% + 0.05\Omega) \text{MAX}$
Heat Resistance	275°C 2Hr	$\Delta R \pm (0.5\% + 0.05\Omega) \text{MAX}$
Dielectric Strength	AH-5 AH-10 AH-25 1000V AH-50 1500V AH-100 AH-250 2500V	$\Delta R \pm (0.2\% + 0.05\Omega) \text{MAX}$
Insulation Resistance	Under the same test condition of Dielectric Strength, Load DC500v and measure the insulation R.	1000M Ω min
Terminal Strength	(1) Pull Test (30 sec Min) AH-51kg.AH-10 2.3kg.AH-25.AH-50 4.5kg (2) Torque Test (5~15sec)AH-100 27kg-cm,AH 250 36Kg-cm	$\Delta R \pm (0.2\% + 0.05\Omega) \text{MAX}$

Packing		
AH	BOX(PCS)	CARTON(PCS)
5W	400	2400
10W	300	1800
25W	150	600
50W	100	600
80W	8	48
100W	10	60
250W	6	36
300W	6	36

● PART NUMBER:

AH	50W	3K	J	
↓	↓	↓	↓	↓
Type	Power rating		Tolerance	T. C. R
AH Aluminum Housed	5W	10W	J ± 5%	Standard
	25W	50W		C 100ppm
	80W	100W		E 50ppm
	250W	300W		
		Resistance		
		0R22 0.22Ω		
		1R 1Ω		
		10R 10Ω		
		33R 33Ω		